

## LED RGBW Controller



### Parameter:

RGBW Receiver:

- Model: M4-3A
- Power Input: 12-24V DC
- Max Current Load: 3Ax4CH Max 12A
- Max Output Power: (0~36...72W)x4CH
- Working Temp.: -30°C~55°C
- Dimensions: L125xW33xH20(mm)
- Weight(N.W.): 60g



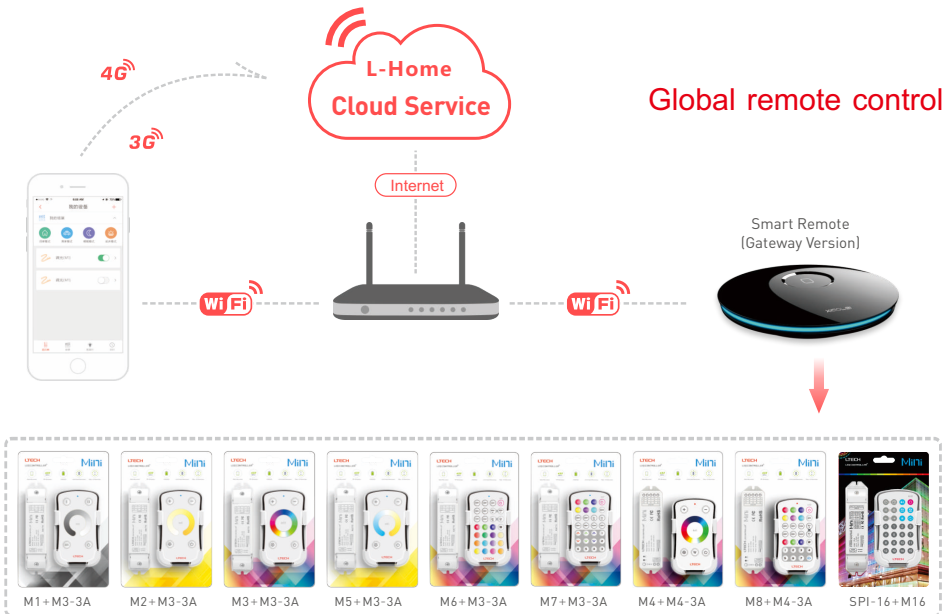
RGBW Remote:

- Model: M4/M8
- Working Voltage: 3V (battery CR2032)
- Working Frequency: 433.92MHz
- Remote Distance: 40m-50m
- Working Temp.: -30°C~55°C
- Remote Dimensions: L104xW58xH9(mm)
- Remote Weight(N.W.): 42g



Wall-mounted

### System Diagram:



### Package

Blister package



Individual package



Receiver

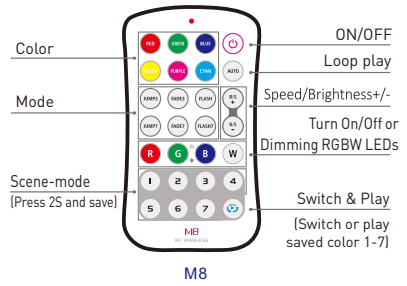
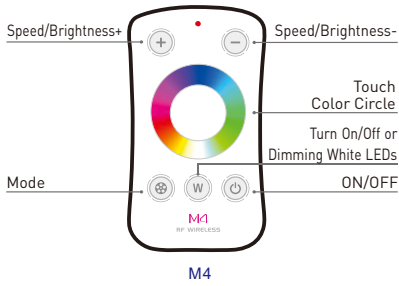


Remote

## Operating Instruction for Remote:

# LTECH

# RGBW



### M4 Changing Mode Table

No.	Mode	No.	Mode
1	Static Red	7	Static White
2	Static Green	8	RGB Skipping
3	Static Blue	9	7 Colors Skipping
4	Static Yellow	10	RGB Color Smooth
5	Static Purple	11	Full-color Smooth
6	Static Cyan	12	Static Black

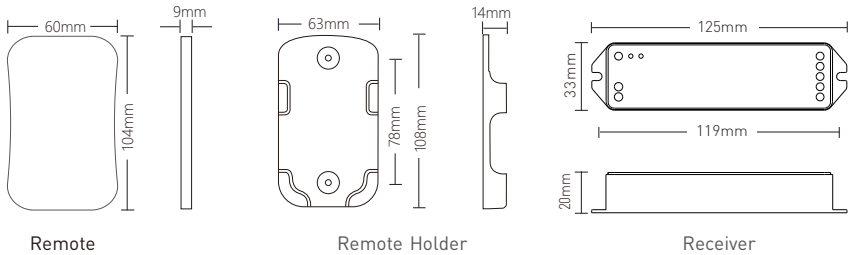
### The Learning ID Method:

Remote has been matched to the receiver before leave factory, if deleted accidentally, you can learn ID as follow.

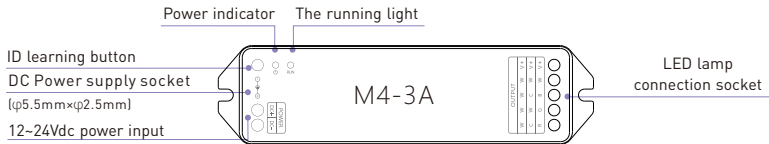
**Learning ID:** Short Press "ID learning button" on the M4-3A receiver, the running light is on, then press any key on M4/M8 remote, the running light flashes several times, activated.

**Canceling ID:** Press "ID learning button" on the M4-3A receiver for 5 seconds.

## Dimensions



## Operating Instruction for Receiver:



## Wiring Diagram :



## LED RGBW控制器



〔质保5年〕



### 技术参数:

#### RGBW恒压接收器:

- 型号: M4-3A
- 电压输入: 12~24V DC
- 最大负载电流: 3A×4路 最大12A
- 最大负载功率: 144W/288W(12V/24V)
- 工作温度: -30°C~55°C
- 产品尺寸: L125×W33×H20mm
- 重量(净重): 60g

#### RGBW遥控器:

- 型号: M4/M8
- 工作电压: 3V DC( battery CR2032)
- 工作频率: 433.92MHz
- 遥控距离: 40~50米
- 工作温度: -30°C~55°C
- 产品尺寸: L104×W60×H9mm
- 重量(净重): 42克



挂墙安装

### 系统图:



### 产品包装:

套装



独立包装



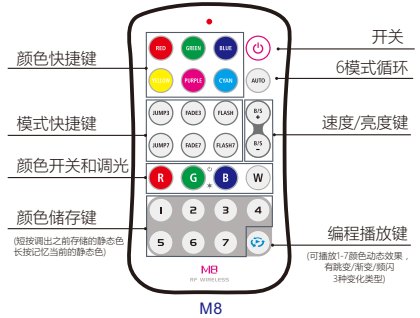
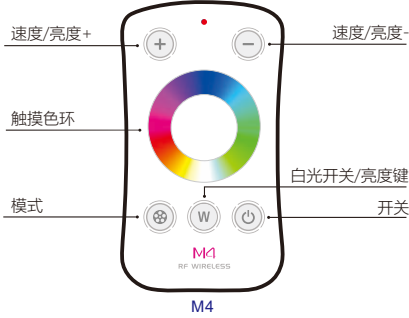
M4-3A接收器



遥控器

## 遥控按键功能:

**休眠功能:** 当M4遥控器30秒无人操作后,可自动进入待机状态以延长电池使用时间,再次按4个按键中任意1个即可唤醒。



### M4变化模式选择列表

序号	变化模式	序号	变化模式
1	静态红色	7	静态白色
2	静态绿色	8	三色跳变
3	静态蓝色	9	七彩跳变
4	静态黄色	10	三色渐变
5	静态紫色	11	七彩渐变
6	静态青色	12	静态黑色

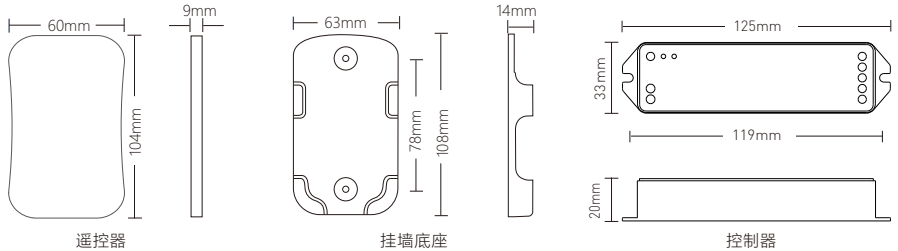
## ID学习方法

出厂遥控器与接收器已经配好,如果不慎删除了,可以通过下面方法学习:

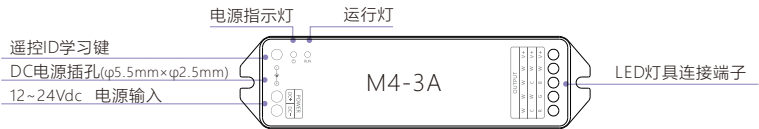
**学习ID:** 短按一下接收器M4-3A学习键,运行灯变为常亮,再按M4/M8遥控器任意按键,运行灯快闪几下,学习成功。

**删除ID:** 长按接收器M4-3A学习键5秒,删除成功。

## 产品尺寸:



## 接收控制器部件说明:



## 连线图:

